









RESULT LIST

100 m MEN

Rank	Flag	Cty code	Country / Name	Points
		AUT	Austria Moseley Ryan 821008 (0,158) 10,35 8	
		CYP	Cyprus Ioannou Panayiotis 840907 (0,128) 10,44 7	
		LTU	Lithuania Sakalauskas Rytis 870627 (0,195) 10,47 6	
		CRO	Croatia Grabusic Jurica 830328 (0,138) 10,49 5	
		IRL	Ireland Smyth Jason 870704 (0,179) 10,51 4	
		BUL	Bulgaria Gunev Desislav 860121 (0,187) 10,70 3	
		LAT	Latvia Mezitis Janis 860814 (0,159) 10,78 2	
		SVK	Slovak Republic Švondrk Jozef 860824 (0,202) 11,38 1	

w : +0.6 m/s









Standing after 6 Events

AUT	36,00
CYP	31,00
CRO	30,00
LTU	30,00
LAT	24,00
IRL	23,00
BUL	22,00
SVK	20,00



RESULT LIST

400 m MEN

Rank	Flag	Cty code	Country / Name	Points
1		AUT	Austria Zeller Clemens 840702 (0,261) 46,41	8
2		CRO	Croatia Vincek Željko 860616 (0,302) 46,97	7
3		IRL	Ireland Gregan Brian 891231 (0,191) 47,01	6
4		BUL	Bulgaria Braykov Krasimir 850417 (0,258) 47,54	5
5		LTU	Lithuania Kozlov Vitalij 870305 (0,366) 47,84	4
6		LAT	Latvia Baltsuss Janis 910626 (0,192) 48,61	3
7		SVK	Slovak Republic Mokráš Juraj 901228 (0,258) 48,63	2
8		CYP	Cyprus Kiriakos Antoniou (0,383) 48,85	1









Standing after 13 Events

AUT	71,50
CRO	69,00
LTU	63,00
IRL	59,50
SVK	58,00
CYP	52,00
LAT	50,00
BUL	45,00



RESULT LIST

1500 m MEN

Rank	Flag	Cty code	Country / Name	Points
1		IRL	Ireland Obrien Alan 830603 3:50,17	8
2		CRO	Croatia Petrovic Slavko 800923 3:50,57	7
3		AUT	Austria Kernbichler Felix 880625 3:50,84	6
4		SVK	Slovak Republic Pelikán Jozef 840729 3:51,26	5
5		LTU	Lithuania Berzanskis Justinas 890112 3:51,56	4
6		CYP	Cyprus Kaloggerogianmis Ale 850516 3:55,22	3
7		LAT	Latvia Savcuks Konstantins 880315 3:55,76	2
8		BUL	Bulgaria Todorov Radoslav 870627 3:57,77	1









Standing after 10 Events

AUT	58,50
CRO	49,00
LTU	49,00
IRL	47,50
CYP	46,00
SVK	44,00
LAT	34,00
BUL	32,00



RESULT LIST

5000 m MEN

Rank	Flag	Cty code	Country / Name	Points
		AUT	Austria Schmid Michael 840213 14:17,20	8
		IRL	Ireland Hanrahan Mark 850307 14:20,30	7
		LAT	Latvia Floroseks Mareks 861231 14:36,87	6
		LTU	Lithuania Diliunas Marius 840726 14:46,31	5
		SVK	Slovak Republic Vanko Miroslav 730214 15:01,33	4
		CYP	Cyprus Markides Marios 870827 SA3	3
		CRO	Croatia Zilic Zoran 820804 SA2	2
		BUL	Bulgaria Nikolov Yolo 840204 SA1	1

Time in finish:

SA1	6:34,93
SA2	9:06,16
SA3	11:03,83









Standing after 16 Events

AUT	87,50
CRO	80,00
LTU	80,00
IRL	74,50
LAT	70,00
SVK	69,00
CYP	61,00
BUL	54,00



RESULT LIST

400 m Hurdles MEN









Rank	Flag	Cty code	Country / Name	Points
		CYP	Cyprus Alozίδis Minás 840707 (0,258)	51,35 8
		LTU	Lithuania Valintelis Valdas 890531 (0,230)	52,00 7
		IRL	Ireland Carey Tom 840226 (0,249)	52,34 6
		SVK	Slovak Republic Čelko Tomáš 840427 (0,161)	52,71 5
		LAT	Latvia Iljanovs Valdis 850108 (0,316)	52,90 4
		AUT	Austria Mayrhofer Florian 901012 (0,270)	53,26 3
		BUL	Bulgaria Katuhev Lazar 890222 (0,327)	53,31 2
		CRO	Croatia Biondic Ivan 880621 (0,204)	54,70 1

Standing after 3 Events

SVK	16,00
IRL	15,00
CRO	15,00
AUT	14,00
CYP	13,00
LAT	13,00
BUL	12,00
LTU	10,00

RESULT LIST

Long Jump MEN

Rank	Flag	Cty code	Country / Name	Points
1		LTU	Lithuania Mykolaitis Povilas 830223	789 8
2		BUL	Bulgaria Atanasov Nikolai 741211	783 7
3		SVK	Slovak Republic Dobrovodský Jaroslav 841213	743 6
4		CYP	Cyprus Volou Mattheos 89	726 5
5		LAT	Latvia Greniš Maris 810125	722 4
6		AUT	Austria Distelberger Dominik 900316	711 3
7		CRO	Croatia Prugovecki Marko 870101	688 2
8		IRL	Ireland Fleming Steve 720514	677 1

1.	782/+0,5	x	789/-0,7	-
2.	768/+1,1	x	757/+0,7	783/+0,3
3.	715/+0,4	743/-0,2	716/+0,6	725/+0,5
4.	726/-0,7	x	702/+0,7	x
5.	697/+0,5	722/+2,1	688/-0,8	
6.	711/+0,4	691/+0,9	x	
7.	686/-1,2	688/+0,2		
8.	677/+0,9	x		









Standing after 17 Events

AUT	90,50
LTU	88,00
CRO	82,00
IRL	75,50
SVK	75,00
LAT	74,00
CYP	66,00
BUL	61,00



RESULT LIST

High Jump MEN

Rank	Flag	Cty code	Country / Name	Points
1		CYP	Cyprus Ioannou Kyriakos 840726	219 8
2		SVK	Slovak Republic Horák Peter 831207	216 7
3		BUL	Bulgaria Kararadev Angel 790418	216 6
4		LAT	Latvia Pupols Normunds 840510	213 5
5		LTU	Lithuania Buzas Nerijus 840501	210 4
6		IRL	Ireland Pender Barry 900402	205 3
7		AUT	Austria Hosp Daniel 880711	200 2
8		CRO	Croatia Popek Tomislav 860102	195 1




	190	195	200	205	210	213	216	219	222	225	228	230	232	234
Ioannou Kyriakos					o	-	xo	o	-					
Horák Peter			o	o	o	o	xo	x-	xx					
Kararadev Angel				o	o	xo	xxo	x						
Pupols Normunds				o	o	xxo	xx							
Buzas Nerijus			o	o	o	xxx								
Pender Barry			xo	xo	xx									
Hosp Daniel	o	o	xxo	xx										
Popek Tomislav	o	o	xxx											

Standing after 21 Events

LTU	113,00
IRL	99,50
AUT	99,50
CRO	94,00
LAT	94,00
SVK	89,00
BUL	83,00
CYP	81,00

RESULT LIST

Shut Put MEN

Rank	Flag	Cty code				
1		SVK	Slovak Republic Haborák Milan	730111	19,74	8
2		CRO	Croatia Mulabegovic Nedžad	810204	19,33	7
3		LAT	Latvia Urtans Maris	810209	19,25	6
4		BUL	Bulgaria Ivanov Georgi	850313	18,43	5
5		CYP	Cyprus Aresti Georgios	811227	17,98	4
6		AUT	Austria Gratzer Martin	820123	17,79	3
7		LTU	Lithuania Luozyys Paulius	870908	15,85	2
8		IRL	Ireland Quirke Colin	900617	15,04	1

Haborák Milan	19,55	19,48	19,74	19,29
Mulabegovic Nedžad	19,24	19,01	19,13	19,33
Urtans Maris	19,25	x	x	x
Ivanov Georgi	18,43	18,17	18,27	18,43
Aresti Georgios	x	17,98	x	
Gratzer Martin	17,39	17,79	17,37	
Luozyys Paulius	x	15,85		
Quirke Colin	15,04	x		









Standing after 12 Events

AUT	63,50
CRO	62,00
LTU	59,00
SVK	56,00
IRL	53,50
CYP	51,00
LAT	47,00
BUL	40,00



RESULT LIST









Hammer MEN

Rank	Flag	Cty code	Country / Name	Points
		SVK	Slovak Republic Charfreitag Libor 770911 75,62	8
		CRO	Croatia Haklits Andras 770923 74,04	7
		AUT	Austria Siart Benjamin 840111 71,99	6
		LAT	Latvia Vaiculens Ainars 830121 69,73	5
		CYP	Cyprus Sofianos Petros 820315 61,95	4
		IRL	Ireland White Pdraig 860327 59,86	3
		BUL	Bulgaria Vasilev Martin 860509 57,94	2
		LTU	Lithuania Burkas Tomas 900217 54,40	1

1.	70,72	75,24	74,80	75,62
2.	x	66,90	74,04	73,54
3.	71,22	71,99	x	71,09
4.	60,52	69,02	69,73	67,32
5.	56,23	61,62	61,95	
6.	59,86	57,89	57,77	
7.	x	57,94		
8.	54,23	54,40		

RESULT LIST

4x100 m MEN

Rank	Flag	Cty code	Country / Name	Points
1		LTU	Lithuania	(0,278) 40,19 8
2		BUL	Bulgaria	(0,289) 40,26 7
3		IRL	Ireland	(0,289) 40,33 6
4		LAT	Latvia	(0,195) 40,78 5
5		CYP	Cyprus	(0,161) 41,15 4
6		SVK	Slovak Republic	(0,262) 41,38 3
		CRO	Croatia	(0,270) NF
		AUT	Austria	(0,231) DQ

AUT : Grill Benjamin, Moseley Ryan, Schirasi-Fard Alexan, Distelberger Dominik

BUL : Tsvetanov Milen, Yovchev Jordan, Todorov Nikolai, Gunev Desislav

CRO : Horvat Dario, Pekic Goran, Stipcevic Karlo, Grabusic Jurica

CYP : Polycarpou Vasilios, Spastris Philippos, Paphitis Andreas, Ioannou Panayiotis

IRL : Smyth Jason, Hession Paul, Graham Darragh, Colvert Tate Steven

LAT : Bergs Toms, Mezitis Janis, Grenis Maris, Misans Elvijs

LTU : Dilys Egidijus, Sakalauskas Rytis, Adomavicius Žilvinas, Pranckevicius Aivara

SVK : Benko Tomáš, Šajbidor Marek, Šimik Vladimír, Turčáni Roman









Standing after 20 Events

LTU	109,00
AUT	97,50
IRL	96,50
CRO	93,00
LAT	89,00
SVK	82,00
BUL	77,00
CYP	73,00



RESULT LIST

100 m WOMEN

Rank	Flag	Cty code	Country / Name	Points
		LTU	Lithuania Grincikaite Lina 870503 (0,344)	11,59 8
		CYP	Cyprus Artymata Eleni 860516 (0,219)	11,62 7
		AUT	Austria Müller-Weissina Bett 730712 (0,194)	11,63 6
		CRO	Croatia Golub Maja 850510 (0,158)	11,66 5
		BUL	Bulgaria Eftimova Inna 880619 (0,189)	11,68 4
		IRL	Ireland Whelan Niamh 900726 (0,240)	11,93 3
		LAT	Latvia Cekele Jekaterina 840524 (0,239)	11,96 2
		SVK	Slovak Republic Šimková Barbora 871208 (0,171)	12,16 1

W: + 0,3 m/s









Standing after 4 Events

CYP	20,00
CRO	20,00
AUT	20,00
IRL	18,00
LTU	18,00
SVK	17,00
BUL	16,00
LAT	15,00



RESULT LIST

400 m WOMEN

Rank	Flag	Cty code	Country / Name	Points
1		LTU	Lithuania Orlauskaite Agne 880218 (0,296) 53,44 8	
2		LAT	Latvia Zunda Jeva 780720 (0,318) 53,65 7	
3		CRO	Croatia Grgic Danijela 880928 (0,284) 54,31 6	
4		IRL	Ireland Andrews Marian 820416 (0,212) 54,50 5	
5		SVK	Slovak Republic Štuková Alexandra 900702 (0,220) 54,63 4	
6		BUL	Bulgaria Gachevska Monika 740130 (0,220) 55,05 3	
7		AUT	Austria Kreiner Sabine 801227 (0,194) 55,65 2	
8		CYP	Cyprus Papaioannou Ramona 890615 (0,157) 56,49 1	









Standing after 11 Events

AUT	60,50
LTU	57,00
CRO	55,00
IRL	52,50
SVK	48,00
CYP	47,00
LAT	41,00
BUL	35,00



RESULT LIST

800 m WOMEN

Rank	Flag	Cty code	Country / Name	Points
1		SVK	Slovak Republic Klocová Lucia 831120 2:03,54	8
2		LTU	Lithuania Balciunaite Egle 881031 2:04,12	7
3		IRL	Ireland McNeice Kelly 780617 2:05,18	6
4		AUT	Austria Märzendorfer Pamela 821211 2:06,49	5
5		CRO	Croatia Banovic Anita 840604 2:07,15	4
6		LAT	Latvia Agata Strausa 891202 2:07,67	3
7		CYP	Cyprus Christoforou Stella 920302 2:07,84	2
8		BUL	Bulgaria Petkova Marina 870331 2:10,53	1









Standing after 9 Events

AUT	52,50
LTU	45,00
CYP	43,00
CRO	42,00
IRL	39,50
SVK	39,00
LAT	32,00
BUL	31,00



RESULT LIST

3000 m WOMEN

Rank	Flag	Cty code	Country / Name	Points
1		LAT	Latvia Poluškina Inna 840707 9:09,00	8
2		IRL	Ireland Harty Kerry 810715 9:09,50	7
3		BUL	Bulgaria Georgieva Yana 891016 9:38,45	6
4		AUT	Austria Wenth Jennifer 910724 9:40,05	5
5		LTU	Lithuania Balciunaite Živile 790403 9:43,55	4
6		SVK	Slovak Republic Zatlúkalová Janka 881223 SA3	3
7		CRO	Croatia Parlov Matea 92 SA2	2
8		CYP	Cyprus Christodoulidou Elpi 861111 SA1	1

Time in finish:

SA1	3:13,35
SA2	4:21,73
SA3	5:43,81









Standing after 14 Events

AUT	76,50
CRO	71,00
LTU	67,00
IRL	66,50
SVK	61,00
LAT	58,00
CYP	53,00
BUL	51,00



RESULT LIST

400 m Hurdles WOMEN









Rank	Flag	Cty code	Country / Name	Points
		BUL	Bulgaria Stambolova Vania 831128 (0,342)	55,86 8
		CRO	Croatia Horvat Nikolina 860918 (0,181)	57,02 7
		IRL	Ireland Carey Michelle 810220 (0,291)	58,02 6
		AUT	Austria Kreiner Sabine 801227 (0,269)	60,11 5
		LAT	Latvia Ješkina Ieva 880515 (0,381)	60,97 4
		SVK	Slovak Republic Karperová Miriam 760104 (0,189)	61,33 3
		LTU	Lithuania Jasinskaite Kristina 900413 (0,184)	61,82 2
		CYP	Cyprus Hadjiyianni Panayiot 88 (0,273)	64,35 1

Standing after 2 Events

CRO	14,00
AUT	11,00
SVK	11,00
BUL	10,00
LAT	9,00
IRL	9,00
CYP	5,00
LTU	3,00

RESULT LIST

3000 m Steeplechase WOMEN









Rank	Flag	Cty code	Country / Name	Points
		IRL	Ireland Britton Fionnuala 840924 10:05,70	8
		LAT	Latvia Jelizarova Polina 890501 10:18,26	7
		CRO	Croatia Stublic Lisa Christi 840518 10:24,10	6
		LTU	Lithuania Kubiliute Gintare 891221 10:39,08	5
		CYP	Cyprus Korkokiou Evgenia 880506 11:18,89	4
		BUL	Bulgaria Stoyanchova Savina 890212 SA3	3
		SVK	Slovak Republic Pokorná Katarína 891028 SA2	2
		AUT	Austria Eberhart Tanja 891211 SA1	1

Standing after 18 Events

LTU	93,00
AUT	91,50
CRO	88,00
IRL	83,50
LAT	81,00
SVK	77,00
CYP	68,00
BUL	66,00

RESULT LIST

Triple Jump WOMEN

Rank	Flag	Cty code	Country / Name	Points
1		SVK	Slovak Republic Veldáková Dana 810603	14,17 8
2		BUL	Bulgaria Banova Andriana 870501	13,65 7
3		LTU	Lithuania Verseckaite Jolanta 880209	12,75 6
4		AUT	Austria Egger Michaela 840215	12,71 5
5		IRL	Ireland McLoone Mary 81	12,47 4
6		CRO	Croatia Krnjeta Sonia 851004	12,47 3
7		CYP	Cyprus Polydorou Thomaida 861107	12,19 2
8		LAT	Latvia Griva Mara 890804	12,14 1

Veldáková Dana	14,17/+0,4	13,94/+0,6	12,16/-0,1	13,93/+0,3
Banova Andriana	13,52/+0,9	x /+0,7	13,65/0,5	x /+0,9
Verseckaite Jolanta	x /+0,1	12,75/+1,3	12,51/-0,2	x /+0,5
Egger Michaela	12,08/+0,7	12,71/+0,8	x /-0,4	12,41/+0,0
McLoone Mary	12,41/+1,3	12,47/+0,7	12,23/-0,7	
Krnjeta Sonia	12,47/+0,7	12,22/+0,1	12,27/+0,0	
Polydorou Thomaida	x /+0,7	12,19/+1,1		
Griva Mara	12,14/+0,9	12,05/+0,6		









Standing after 8 Events

AUT	47,50
CYP	41,00
CRO	38,00
LTU	38,00
IRL	33,50
SVK	31,00
BUL	30,00
LAT	29,00



RESULT LIST

Pole Vault WOMEN

Rank	Flag	Cty code	Country / Name	Points
1		CYP	Cyprus Zahariádi Mariánna 900225	435 8
2		AUT	Austria Höllwarth Daniela 870824	370 6,5
		IRL	Ireland Wilkinson Claire 890210	370 6,5
4		CRO	Croatia Marušić Ava 910824	370 5
5		LAT	Latvia Bortaščenoka Ilze 870412	360 4
6		SVK	Slovak Republic Surová Bronislava 911110	340 3
7		LTU	Lithuania Dejeva Vitalija 911013	320 2
8		BUL	Bulgaria Atanasova Temenuga 870928	300 1

	280	300	310	320	330	340	350	360	370	380	400	415	425	435	449
Zahariádi Mariánna															
Höllwarth Daniela															
Wilkinson Claire															
Marušić Ava															
Bortaščenoka Ilze															
Surová Bronislava															
Dejeva Vitalija															
Atanasova Temenuga															









Standing after 7 Events

AUT	42,50
CYP	39,00
CRO	35,00
LTU	32,00
IRL	29,50
LAT	28,00
SVK	23,00
BUL	23,00



RESULT LIST

Discus WOMEN

Rank	Flag	Cty code	Country / Name	Points
1		LTU	Lithuania Sendriute Zinaida 841220	56,63 8
2		CRO	Croatia Begic Vera 820317	55,24 7
3		LAT	Latvia Steinerte Dace 870123	49,05 6
4		CYP	Cyprus Georgiadou Zacharoul 850407	47,86 5
5		SVK	Slovak Republic Tomanová Ivona 721024	46,47 4
6		AUT	Austria Spendelhofer Sonja 670510	44,71 3
7		BUL	Bulgaria Getova Venera 801213	43,12 2
8		IRL	Ireland Murphy Deirdre 840719	37,34 1

Sendriute Zinaida	55,21	x	48,25	56,63
Begic Vera	53,74	x	55,24	x
Steinerte Dace	38,85	48,32	46,92	49,05
Georgiadou Zacharoul	45,83	46,68	47,86	x
Tomanová Ivona	46,47	44,14	45,29	
Spendelhofer Sonja	40,76	44,71	42,23	
Getova Venera	43,12	x		
Murphy Deirdre	37,34	37,24		









Standing after 15 Events

AUT	79,50
CRO	78,00
LTU	75,00
IRL	67,50
SVK	65,00
LAT	64,00
CYP	58,00
BUL	53,00



RESULT LIST

Javelin WOMEN

Rank	Flag	Cty code	Country / Name	Points
		AUT	Austria Pauer Elisabeth 830501	55,80 8
		LAT	Latvia Palameika Madara 870618	53,93 7
		LTU	Lithuania Jakubaityte Indre 760124	52,37 6
		CRO	Croatia Vukovic Ivana 860518	45,53 5
		CYP	Cyprus Mavroudi Eleni 84	44,65 4
		BUL	Bulgaria Georgieva Hristina 720103	44,61 3
		SVK	Slovak Republic Hanuliaková Eva 751224	39,44 2
		IRL	Ireland McDonald Olivia 900125	36,85 1

Pauer Elisabeth	55,80	49,50	x	-
Palameika Madara	47,69	51,66	x	53,93
Jakubaityte Indre	52,16	51,60	52,37	49,77
Vukovic Ivana	45,53	42,78	42,44	43,02
Mavroudi Eleni	44,65	41,16	43,01	
Georgieva Hristina	44,61	44,59	41,51	
Hanuliaková Eva	39,44	35,39		
McDonald Olivia	34,84	36,85		









Standing after 5 Events

AUT	28,00
CRO	25,00
CYP	24,00
LTU	24,00
LAT	22,00
BUL	19,00
SVK	19,00
IRL	19,00



RESULT LIST

4x100 m WOMEN

Rank	Flag	Cty code	Country / Name	Points
1		LTU	Lithuania	(0,262) 44,79 8
2		IRL	Ireland	(0,183) 45,17 7
3		AUT	Austria	(0,252) 45,50 6
4		CRO	Croatia	(0,237) 45,72 5
5		BUL	Bulgaria	(0,157) 45,77 4
6		LAT	Latvia	(0,329) 46,30 3
7		SVK	Slovak Republic	(0,251) 46,42 2
8		CYP	Cyprus	(0,329) 47,43 1

AUT : Duer Bianca, Roeser Doris, Sschrott Beate, Mueller-Weissina Bettina

BUL : Radanova Denitsa, DGachevska Monika, Lalova Ivet, Eftimova Ina

CRO : Parlov Sandra, Horvat Nikola Banovič Marina, Golub Maja

CYP : Maria Sava, Papaioannou Ramona , Baourda Morfo, Artymata Eleni,

IRL : Proper Kelly, Kiernan Louise, Bergin Claire, Whelan Niamh

LAT : Grava Zanda, Purina Liene, Kruma Sandra, Cekele Jekaterina

LTU : Peseckaitė Silviija, Grinčikaitė Lina, Asomata, Tomašaitytė , Audra Dagelytė

SVK : Šimková Barbora, Bršelová Erika, Veldáková Dana, Veldáková Jana

Standing after 19 Events

LTU	101,00
AUT	97,50
CRO	93,00
IRL	90,50
LAT	84,00
SVK	79,00
BUL	70,00
CYP	69,00

